

**RICOH**  
imagine. change.

Color Sheet-Fed Printer

# RICOH Pro C9200 SERIES Graphic Arts Edition

Printer    Copier    Facsimile    Scanner



**RICOH Pro  
C9210**

**135** Black & white  
ppm Full color

**RICOH Pro  
C9200**

**115** Black & white  
ppm Full color

## A tailored solution to meet the needs of the even most demanding production environments

The digital press you choose should offer certain threshold capabilities to ensure success: quality comparable to offset, high reliability for long runs, generous paper capacity, expansive media support and ease of use. Get all this and more with the RICOH Pro C9200/C9210 Color Sheet-Fed Printers. Commercial printers, service bureaus and enterprise in-plant operations can migrate offset jobs to digital confidently, expand offerings and pursue new applications. You'll maximize your profitability and return on investment (ROI) by:

- Delivering consistent, repeatable, superb color and image quality
- Producing long runs efficiently and cost effectively
- Developing new, high-margin applications using diverse sizes and types of media
- Maximizing uptime and asset utilization with advanced automation and usability
- Being prepared for changing market conditions and customer requirements




# Achieve your digital objectives faster, better and with innovation

- 1** Saddle stitch booklet finishing and 100-sheet stapling are done with the SR5060 Booklet Finisher. Additional commercial finishing options are also available.
- 2** Keep jobs running continually with the High Capacity Stacker SK5040. Up to 5,000 sheets can be stacked and moved with the Roll Away Cart. Up to two Stackers can be configured in one system.
- 3** Diagnose color automatically. An in-line sensor ensures real-time color adjustment and correction during printing.
- 4** Maintain image gradation quality. The Image Calibration System scans image density to make any necessary corrections prior to printing.
- 5** Register images front to back automatically. An in-line sensor provides the data used by the system to adjust image position and shape.



- 6 Expand your offerings with oversize printing.** Oversize sheet printing capabilities allow you to print up to 49.6" simplex and 40.5" duplex.
- 7 Increase operator productivity.** Each operator can customize the new 17" Smart Operation Panel, which displays the entire device configuration.
- 8 Expedite media selection.** The enhanced graphical Media Library lets you easily create paper settings and select desired papers.
- 9 Deliver superb quality.** VCSEL laser beam technology and 2400 x 4800 dpi print laser resolution provide output that compares favorably with offset.
- 10 Vacuum Feed Trays ensure the paper feeding ability of Coated Media up to 470 gsm maximum.** Up to 3 Units can be added to increase the feeding capacity to 18,100 sheets.

**Set up jobs fast and accurately.** Using the new Media Management Tool, operators can share the media catalog among multiple Pro C9200/C9210 digital presses (not shown).




**RICOH Pro C9200/C9210**

## Keep up with changing marketplace and customer requirements


### Choose a digital solution that supports your growth and agility

You never know when market conditions or customer requirements might change. Prepare for the future and protect your investment with the Pro C9200/C9210, which enables you to manage information with the utmost agility. Take advantage of powerful variable data processing (VDP) capabilities to personalize, version and otherwise customize materials. Build on basic color management capabilities with industry standards, calibration methods and G7 certification. Increase efficiency and accuracy with the RICOH TotalFlow Suite of software, which automates and streamlines tasks related to makeready, ticketing, scheduling, creating workflows, reporting and more. With a flexible, scalable digital print solution that allows you to connect up to 15 sheet-fed printers, you can pursue ambitious growth plans.



### Count on exceptional reliability for long uninterrupted runs

Our printers are designed to maintain their rated speeds of 115 and 135 pages per minute, regardless of paper weight up to 470 gsm. The data transfer unit delivers high transfer speeds with real-time, bidirectional image data transfer between the Pro C9200/C9210 mainframes and controllers. Data transfer capacity is increased to support oversize sheet materials up to 49.6". New swing-and-shift technology reads a paper side edge instead of the leading edge to achieve registration accuracy with paper of varying sizes. An in-line sensor scans each sheet, including image length, before and during printing. With many variables controlled automatically, long runs are simple and straightforward.



### Thrive now and in the future with the right vendor partner

You work hard to ensure your success and profitability, and so do we. Our consultants can assess your business, your marketplace and opportunities before giving you objective recommendations based on decades of experience and insights into industry trends. In virtually any environment, our professional services team can customize and integrate your digital print solution. Technical support up to 24x7 is just a click or call away when you need it. A nationwide parts network assures ready availability of spares to support our technicians and the TCRU program. RICOH @Remote can help maximize uptime with remote diagnosis, software upgrades and more. With people, processes and technology backing you up, you can feel confident that your investment and your future are in good hands.



# RICOH Pro C9200/C9210

## SYSTEM SPECIFICATIONS

### Hardware Specification

Process	4-drum dry electrostatic transfer system with internal transfer belt
Fusing	Oil-less belt-fusing method
Engine Speed	Pro C9200–115 ppm (8.5" x 11") Pro C9210–135 ppm (8.5" x 11")
Max Monthly Volume	1,000K
Duty Cycle	1,750K
Laser Resolution	2400 x 4800 dpi VCSEL
Warm-Up Time	Less than 540 sec.
Limitless Paper Supply	Supported
Paper Size	13" x 19.2"/13" x 49.6" (when using Oversize Tray Option) 12.7"x18.9"/12.7" x 49.4" (when using Oversize Tray Option)
Maximum Printable Area	Trays 1–4: 52–470g/m <sup>2</sup> Duplex: 52–470g/m <sup>2</sup> Trays 5–8: 52–400g/m <sup>2</sup> Bypass Tray: 52–216g/m <sup>2</sup>
Paper Weight	Uncoated Paper, Coated Paper (gloss and matte), Recycled Paper, Preprinted, Letterhead, Pre-punched, Tab Stock, Textured Paper, Label Paper, Carbonless Paper
Paper Capacity	Trays 1–8 : 2,200 sheets per tray Bypass Tray: 500 sheets Total Standard Capacity: 4,400 sheets Total Optional Capacity: 18,100 sheets 208–240V, less than 60A (30A x 2), 50/60 Hz Less than 9,000W
Power Source	Max. Power Consumption Typical Electricity Consumption (TEC)* Pro C9210: 39.3kWh/week Pro C9200: 36.2kWh/week
	*Typical Electricity Consumption by ENERGY STAR® program
ENERGY STAR EPEAT	Certified Gold (TotalFlow Server R-62) Silver (E-85 Controller)
Dimensions (W x D x H)	99.2" x 39" x 59" Height: 73.6" when including status pole Less than 2,373 lb.
Weight	
<b>Printer Controllers</b>	
<b>Efi Color Controller E-85</b>	
Fiery System Version	Fiery FS300 Pro
Configuration	External
Memory	16GB (4GB x 4)
CPU	Intel Xeon E5-2637 (3.5 GHz up to 3.7 GHz with turbo)
HDD	500 GB + 2 x 2 TB SATA
Operating System	Windows 10 IoT Enterprise 2016 LTSB
<b>RICOH TotalFlow Server R-62</b>	
Configuration	External
Memory	Standard 32GB (4GB x 8) Additional 32GB (16GB x 2 (Optional))
CPU	Intel Processor 6th Gen Core i7 6700 3.4GHz
HDD	3TB (1TB SATA x 3)
Operating System	Linux
IPDS	Optional

### Hardware Accessories

<b>Plockmatic HCI3500 High Capacity Interposer</b>	
Dimensions (W x D x H)	47.2" x 28.7" x 43"
Weight	551 lb.
Paper Size	Maximum up to 13" x 26"
Paper Weight	65–350gsm
Paper Capacity	3,500 sheets (1,750 sheets per tray)
<b>Plockmatic MPS - Oversize Sheet Stacker</b>	
Dimensions (W x D x H)	35.4" x 26.8" x 41.8" (width extends to max 55")
Weight	172 lb
Power Supply	100–240 V, 50–60 Hz
Paper Size	8.5"x11" (LEF) - 13" x 49.6"
Paper Weight	150–470 gsm
Paper Capacity	2,000 sheets
<b>Vacuum Feed Large Capacity Tray (LCIT RT5120)</b>	
Dimensions (W x D x H)	41.5" x 28.7" x 39.4"
Weight	Less than 508 lb.
Power Consumption	Less than 1,000 W
Power Supply	100–120 V
Paper Size	5.5" x 8.5" – 13" x 19.2"
Paper Capacity	4,400 sheets (2,200 sheets per tray)
Paper Weight	Trays 3–4: 52–470g/m <sup>2</sup> Trays 5–8: 52–400g/m <sup>2</sup>

### Vacuum Feed Oversize Tray Type 59

Dimensions (W x D x H)	When attached to the LCIT RT5120 the dimensions become 50.8" x 28.7" x 39.4" Maximum up to 13" x 27.5" Paper Weight: 52–400g/m <sup>2</sup> 730 sheets
Paper Size	
Paper Weight	
Paper Capacity	
<b>Multi Bypass Tray Unit (BY5020)</b>	
Power Source	From LCIT RT5120
Paper Capacity	500 sheets
Paper Size	5.5" x 8.5" – 13" x 19.2" Maximum Paper size extend up to 13" x 49.6" with Multi Bypass Oversize Tray Option
Paper Weight	52–216g/m <sup>2</sup>
<b>3,000 Sheets Finisher with 100 Sheets Stapler (SR5050)</b>	
Capacity (Proof Tray)	250 sheets (8.5" x 11" or smaller) 50 sheets (8.5" x 14" or larger) 8.5" x 11" – 3,000 sheets 8.5" x 14" – 11" x 17" – 1,500 sheets 12" x 18" – 13" x 19.2" – 1,000 sheets
Capacity (Shift Tray)	Proof Tray: 52–216g/m <sup>2</sup> Shift Tray: 52–470g/m <sup>2</sup>
Paper Weight	
Output Jogger Staple	Standard 8.5" x 11" – 2 to 100 sheets 8.5" x 14" – 11" x 17" – 2 to 50 sheets
Staple Position	Top, Bottom, 2 Staples, Top Slant
Dimensions (WxDxH)	39.2" x 28.7" x 44.3" (996 x 730 x 1,126 mm)
Weight	246 lbs. (112 kg)
<b>Booklet Finisher (SR5060)</b>	
Capacity (Proof Tray)	250 sheets (8.5" x 11" or smaller) 50 sheets (8.5" x 14" or larger) 8.5" x 11" – 2,500 sheets 8.5" x 14" – 11" x 17" – 1,500 sheets 12" x 18" – 13" x 19.2" – 1,000 sheets
Capacity (Shift Tray)	
Paper Weight	
Output Jogger Staple	Standard Proof Tray: 52–216g/m <sup>2</sup> Shift Tray: 52–470g/m <sup>2</sup>
Staple	8.5" x 11" – 2 to 100 sheets 8.5" x 14" – 11" x 17" – 2 to 50 sheets
Staple Position	Top, Bottom, 2 Staples, Top Slant
Saddle Stitch Staple	8.5" x 11" – 13" x 19.2" – 20 sheets; Center 2 Position
Dimensions (WxDxH)	39.2" x 28.7" x 44.3" (996 x 730 x 1,126 mm)
Weight	246 lbs. (112 kg)
<b>Booklet Trimmer (TR5040)</b>	
Trimming Type	One Side Edge
Trimming Capacity	1 to 20 sheets (2 to 40 pages after folding)
Paper Size	Up to 13" x 19.2"
Stack Capacity	Up to 60 sets
Limitless Stack	Yes
Dimensions (WxDxH)	43.9" x 23.3" x 21.8" (1,115 x 591 x 555 mm)
Weight	165 lbs. (75 kg)
<b>Cover Interposer Tray (CI5030)</b>	
Paper Size	5.5" x 8.5" – 13" x 19.2"
Paper Weight	64–216g/m <sup>2</sup>
Stack Capacity	200 sheets x 2 trays
Dimensions (WxDxH)	21.2" x 28.7" x 50.8" (540 x 730 x 1,290 mm)
Weight	99 lbs. (45 kg)
<b>Ring Binder (RB5020)</b>	
Paper Size	8.5" x 11"/A4
Paper Weight	64–216g/m <sup>2</sup>
Stack Capacity	Binding Mode: 11 sets; Punching Mode: 100 sheets
Ring Bind Capacity	2 to 100 sheets
Number of Holes	LTR – 21, A4 – 23
Ring Supply	Black or White, Up to 50 or 100 sheets
Tab Stock	Supported
Dimensions (WxDxH)	34.2" x 28.7" x 39.8" (870 x 730 x 1,010 mm)
Weight	308 lbs. (140 kg)
<b>Perfect Binder (GB5010)</b>	
Booklet Size	Width: 7.9" x 11.7" (201–297 mm); Length: 5.5" x 8.5" (140–216 mm)
Booklet Thickness	Less than 1" (23 mm)
Body Page Capacity	200 sheets
Cutting Directions	3 Edges, 1 Edge, None
Paper Weight	Body Pages: 64–163g/m <sup>2</sup> Cover Pages: 90–300g/m <sup>2</sup>
Stack Capacity/Booklet	50 sheets: 13; 100 sheets: 7; 200 sheets: 4
Dimensions (WxDxH)	42.9" x 31.1" x 54.6" (1,090 x 791 x 1,387 mm)
Weight	770 lbs. (350 kg)

### 6-Position Multi-Folding Unit (FD5020)

Folding Type	Single Sheet Mode: Z-Fold, Half-Fold/Print inside, Half-Fold/Print outside, Letter Folding/Print inside, Letter Fold-in/Print outside, Letter Fold-out, Double Parallel/Print inside, Double Parallel/Print outside, Gate-Fold/Print inside, Gate-Fold/Print outside Multiple Sheets Mode: Half-Fold/Print inside, Half-Fold/Print outside, Letter Folding/Print inside, Letter Fold-in/Print outside, Letter Fold-out
Paper Size	Single Sheet Mode: Z folding: 8.5" x 11" – 12" x 18"; Half folding: 8.5" x 11" – 13" x 19.2"; Letter folding: 8.5" x 11" Multiple Sheets Mode: Double Parallel folding: 8.5" x 11" – 12" x 18"; Gate folding: 8.5" x 11" – 12" x 18"; Half folding: 8.5" x 11" – 13" x 19.2"; Letter Fold-out: 8.5" x 11"; Letter Fold-in: 8.5" x 11" 18.5" x 28.7" x 39.4" (470 x 730 x 1,000 mm) 203 lbs. (92 kg)
Dimensions (WxDxH)	
Weight	
<b>Plockmatic Booklet Maker (PBM350/PBM500)</b>	
Paper Size	8.5" x 11" – 12" x 18"
Paper Weight	64–300g/m <sup>2</sup>
Set Size	PBM350 – 2–35 sheets (80g/m <sup>2</sup> ) PBM500 – 2–50 sheets (80g/m <sup>2</sup> )
Power Supply	115 V, 60 Hz
Dimensions (WxDxH)	55.9" x 35.4" x 27.6" (1,420 x 970 x 700 mm)
Weight	297 lbs. (135 kg)
<b>GBC StreamPunch Ultra Punched Paper Sizes</b>	
Punched Media Weight Range	5.5" x 8.5", 8.5"x11", 8.5"x14", 11"x17", 12"x18"
Tab Punching	75–300g/m <sup>2</sup>
"Two-Up" Punching	Yes
Power Supply	Yes
Dimensions (WxDxH)	115 V, 60 Hz 17.5" x 28.7" x 39.4" (445 x 730 x 1,000 mm)
Weight	220 lbs. (100 kg)
<b>High Capacity Stacker (SK5040)</b>	
Dimensions (W x D x H)	35.4" x 28.7" x 39.8"
Weight	Stacker: 264 lb.; Rollaway cart: 33 lb.
Power Consumption	Less than 132 W
Power Supply	120 V, 50/60 Hz
Paper Capacity	5,000 sheets; Proof tray: 250 sheets
Paper Weight	52–470g/m <sup>2</sup>
Output Jogger	Standard
Rollaway Cart	Standard, optional additional carts available
<b>Consumables</b>	
CMYK Toners	Black yield: 59.8K prints/bottle; CMY yield: 60.5K prints/bottle*
Waste Toner Bottle	Yield: 220K prints/bottle*
	*Based on 8.75% coverage (LT)
TCRU Program	Supported

### Workflow Solutions Supported

RICOH ProcessDirector®, RICOH TotalFlow Prep, RICOH TotalFlow Production Manager, RICOH TotalFlow BatchBuilder, RICOH @ Remote, Efi®DigitalStoreFront®, CGS/ORIS Lynx & Evaluate, Efi Color Profiler Suite, Efi Fiery®Graphic Arts Package Premium Edition, DirectSmile®, Efi Fiery Central, Objectix Lune

Specifications subject to change without notice. Contact Ricoh for a list of certified media.

**RICOH**  
imagine. change.

www.ricoh-usa.com

Ricoh USA, Inc., 70 Valley Stream Parkway, Malvern, PA 19355, 1-800-63-RICOH  
© 2018. Ricoh USA, Inc. All rights reserved. Ricoh® and the Ricoh logo are registered trademarks of Ricoh Company, Ltd. All other trademarks are the property of their respective owners. The content of this document, and the appearance, features and specifications of Ricoh products and services are subject to change from time to time without notice. Products are shown with optional features. While care has been taken to ensure the accuracy of this information, Ricoh makes no representation or warranties about the accuracy, completeness or adequacy of the information contained herein, and shall not be liable for any errors or omissions in these materials. Actual results will vary depending upon use of the products and services, and the conditions and factors affecting performance. The only warranties for Ricoh products and services are as set forth in the express warranty statements accompanying them.



EPEAT Gold and Silver ratings are applicable only in the USA.